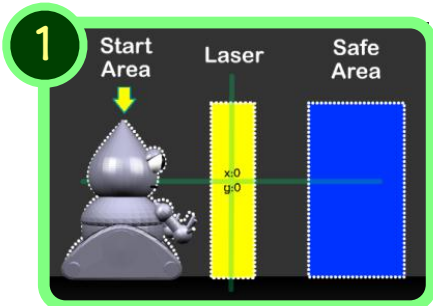


# Rainforest Coding Activity Help Sheets

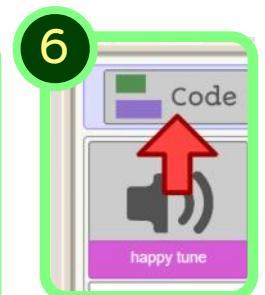
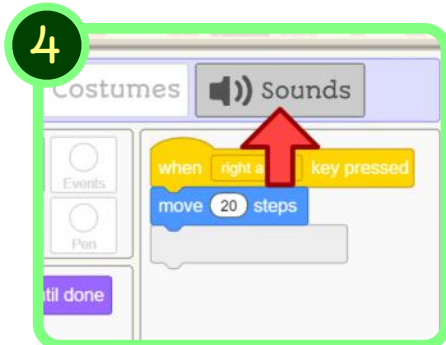
## module 3

## activity 8

## The Laser Scanner



Dr. Han's test area.

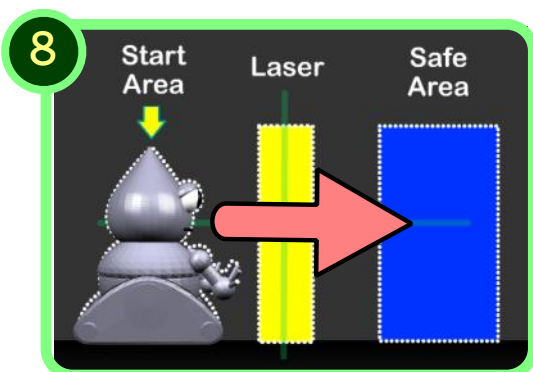


7) Add a sound block below the move block.



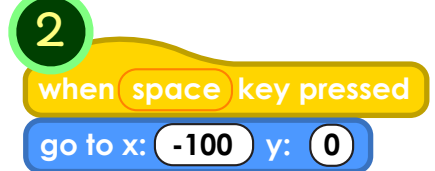
8) The grey robot needs to reach the safe area.

9) Add a 'repeat block' around the move and play sound block.



10) Change the repeat and move values so the grey robot reaches the safe area.

1) The grey robot needs to move through the laser scanners. It needs a special program.



2) First create this short program to return the grey robot to the test area's start position.

3) The next program is started when the right arrow key is pressed.

It needs to move the grey robot through the laser scanner while it plays a strange sound.

4) Click on the 'Sounds' tab.

5) Click on the extra sounds button to add sounds for the grey robot.

6) Then click back on the 'Code' tab.