

Rainforest Coding

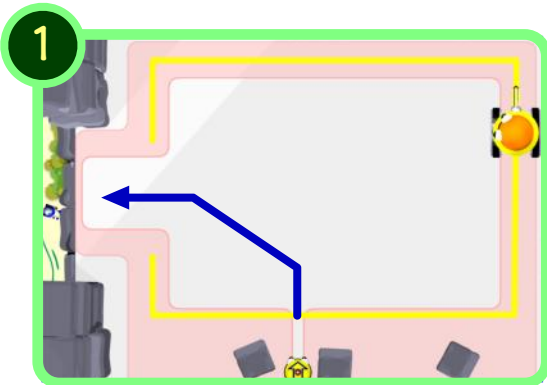
Activity Help Sheets

module 2

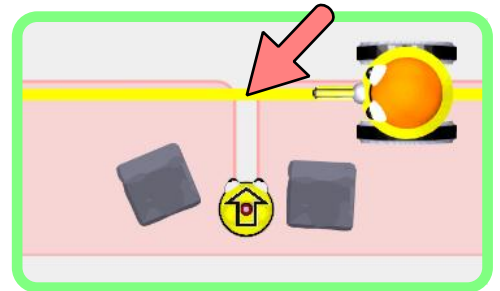
activity 6

Removing the Yellow Robot

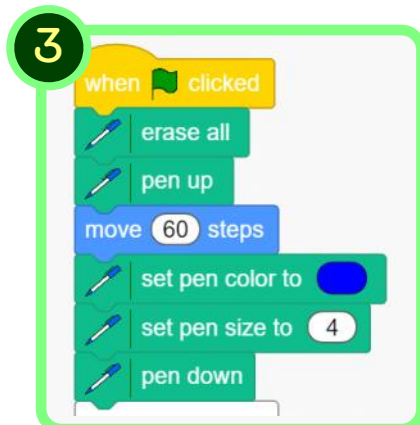
1) Use pen bot to draw a line to the gap in the wall.



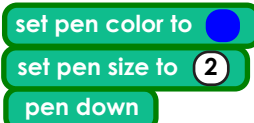
2) Change the value on the move block so pen bot moves to the yellow line (without drawing a line).



3

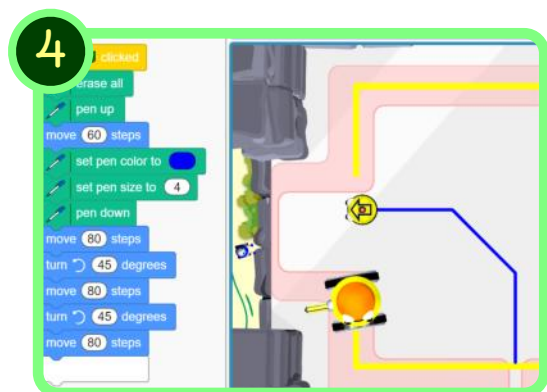


3) Add these



blocks to the code line so pen bot starts to draw a line.

4



4) Use motion blocks to move pen bot to the gap in the wall.