

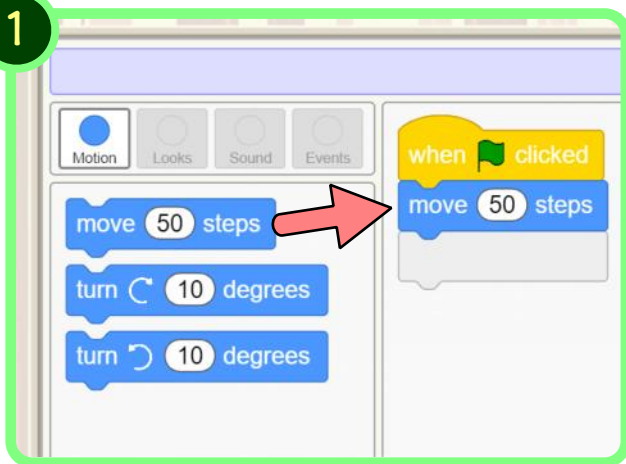
# Rainforest Coding Activity Help Sheets

module 1

activity 2

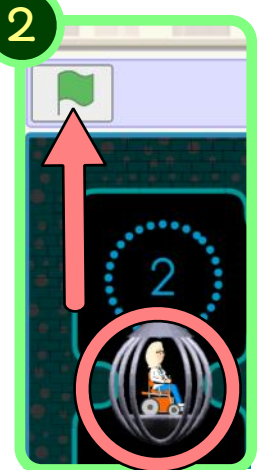
The Robot Moving Pod

1



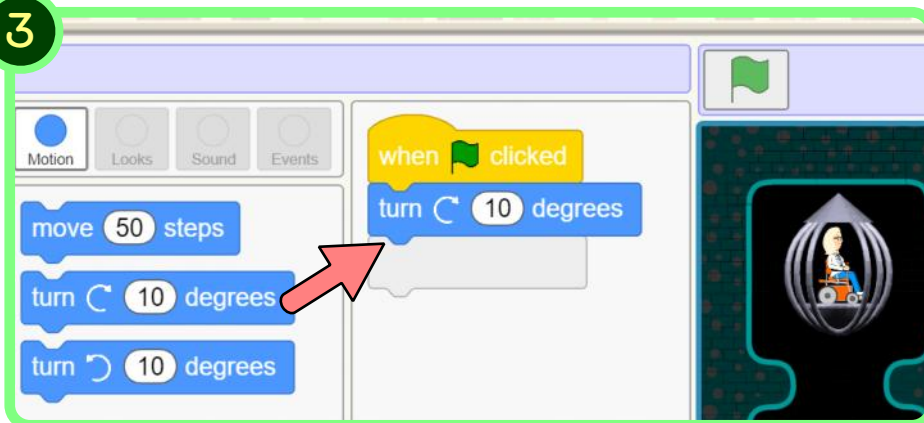
1) Drag the motion block **move 50 steps** to the code line.

2



2) Keep running your code by clicking on the green flag button until the robot moving pod reaches circle 2.

3



3) Remove the move block and replace it with

**turn 10 degrees**

Keep pressing the green flag button until the robot moving pod points towards circle 3.

4) Change the values on the move block to 100 and the turn blocks to 90.

5



5) Add and remove the move and turn blocks to the code line and run your program to move the robot moving pod to circle 4.

4



6



6) Finally add three blocks to the code line to move the robot moving pod to circle 5.

